

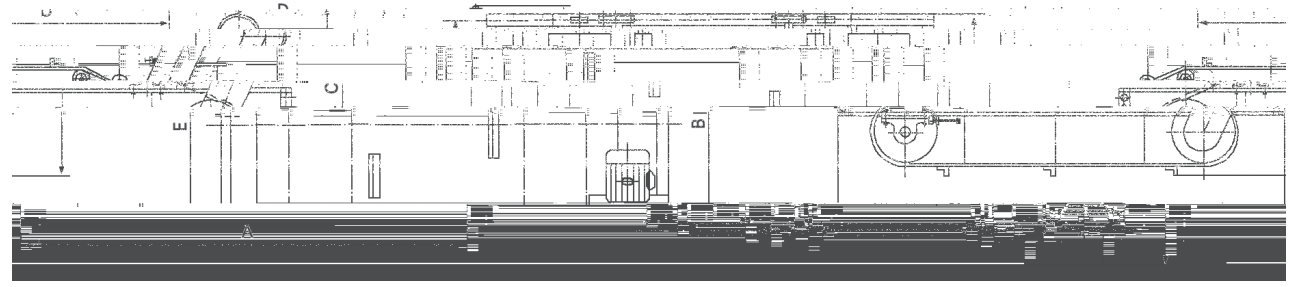


RBCYD



4%

UCP



	mm	mm	mm	kw	kg	mm				
						A	B	C	D	E
RBCYD- 5	500	150	60	1.5	750	1960	935	735	930	725
RBCYD- 6.5	650	200	60	2.2	1200	2165	1090	740	1200	888
RBCYD- 8	800	250	70	2.2	1400	2350	1280	750	1260	1088
RBCYD- 10	1000	300	70	3	2120	2670	1490	790	1400	1335
RBCYD- 12	1200	350	70	4	3350	2900	1800	840	1750	1512
RBCYD- 14	1400	400	70	4	4450	3295	1950	865	1800	1755
RBCYD- 16	1600	450	70	5.5	6200	3450	2200	970	2000	1930
RBCYD- 18	1800	500	72	5.5	8100	3580	2450	1210	2200	2130
RBCYD- 20	2000	550	72	7.5	9700	3800	2700	1300	2400	2410

()

RBCYD- T

:

		mm	h mm	mT	kw	mm			mm D× E	m/s	kg
						A	B	C			
RBCYD- 6.5	T1	650	200	90	2.2	2165	1090	740	1200× 888	5.8	1300
	T2			120	2.2	2165	1090	740	1200× 888		1420
	T3			150	3.0	2350	1280	750	1260× 1088		1750
RBCYD- 8	T1	800	250	90	2.2	2350	1280	750	1260× 1088	5.8	1920
	T2			120	2.2	2350	1280	750	1260× 1088		2180
	T3			150	3.0	2670	1490	790	1400× 1335		2820
RBCYD- 10	T1	1000	300	90	3.0	2670	1490	790	1400× 1335	5.8	2350
	T2			120	3.0	2670	1490	790	1400× 1335		2700
	T3			150	4.0	2900	1800	840	1750× 1512		3680
RBCYD- 12	T1	1200	350	90	4.0	2900	1800	840	1750× 1512	5.8	3250
	T2			120	5.5	2900	1800	840	1750× 1512		4100
	T3			150	7.5	3295	1950	865	1800× 1755		5150
RBCYD- 14	T1	1400	400	90	5.5	3295	1950	865	1800× 1755	5.8	4200
	T2			120	7.5	3295	1950	865	1800× 1755		5800
	T3			150	7.5	3450	2200	970	1950× 1930		7450
RBCYD- 16	T1	1600	450	90	5.5	3450	2200	970	1950× 1930	5.8	6200
	T2			120	7.5	3450	2200	970	1950× 1930		7750
	T3			150	7.5	3520	2360	970	2000× 1930		10380
RBCYD- 18	T1	1800	500	90	7.5	3625	2400	1020	1700× 2040	5.8	8500
	T2			120	7.5	3625	2400	1020	1700× 2040		10850
	T3			150	11.0	3810	2450	1040	1700× 2040		14800
RBCYD- 20	T1	2000	550	90	7.5	4205	2450	1040	2000× 2240	5.8	11500
	T2			120	11.0	4205	2450	1040	2000× 2240		14270
	T3			150	15.0	4245	2650	1120	2000× 2240		19260
RBCYD- 22	T1	2200	600	90	11.0	4480	2810	1250	2400× 2470	5.8	13960
	T2			120	15.0	4480	2810	1250	2400× 2470		18350
	T3			150	18.5	4680	2820	1350	2400× 2470		24080
RBCYD- 24	T1	2400	650	90	15.0	5280	3180	1250	2800× 2750	5.8	18760
	T2			120	18.5	5280	3180	1350	2800× 2750		23870
	T3			150	18.5	5280	3180	1350	2800× 2750		29960

()

