

SGB




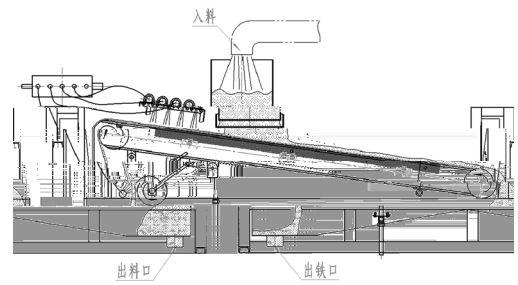
SGB

:

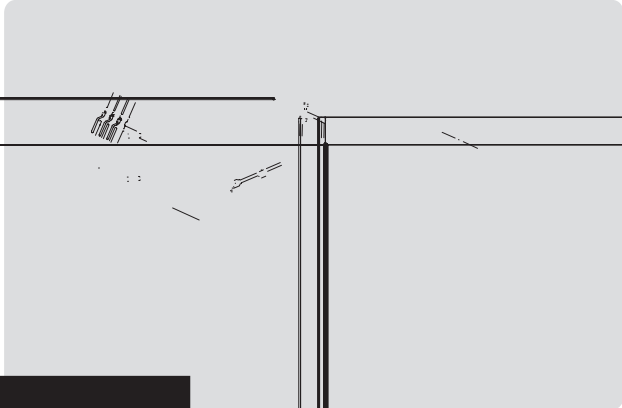
17000Gs

3

2.5



	mm	mm	Gs	%	Mpa	(mm)	t/h	kW
								kW
SGB- 0815	800	1500	15000	20 25%	0.2	- 3	5- 8	1.1
SGB- 1020	1000	2000					8- 12	1.5
SGB- 1220	1200	2000					10- 15	2.2
SGB- 1525	1500	2500					15- 20	2.2
SGB- 2025	2000	2500					20- 25	3
SGB- 2030	2000	3000					20- 25	3
SGB- 2525	2500	2500					25- 30	4
SGB- 2530	2500	3000					25- 30	4



			320	2000	
			520	2500	
			720	2500	
			2020	3000	
			2520	3000	98
5		4040	2520	3055	
6		5140	2520	3055	
7		4640	3100	3000	
8		5140	3100	3055	